

**2Race Championship 2015 - Round 2****Douvrin FR - Chrono - Continental Vario**

Race type : Timed session best lap

Pos	N° Racer	Nat.	Make	Class	Team	Laps	Race Time	Best Lap	Lap	Diff	Gap
1	134 Di Pascali Alexandre	FRA		Scoot ope		6	07:21.372	48.680	6	-	-
2	31 Lefort Damien	FRA		G2		7	07:26.889	52.893	7	04.213	04.213
3	46 Gruez Kevin	FRA		promovar		7	06:59.743	53.337	5	04.657	00.444
4	28 Andouche Julien	FRA		Scoot ope		2	03:58.774	54.582	2	05.902	01.245
5	6 Van Gersdale Thomas	FRA		promovar		7	06:54.365	54.759	6	06.079	00.177
6	22 Vanwaelscappel Jerome	FRA		Boiteope		5	06:43.530	55.009	4	06.329	00.250
7	21 Rodriguez Louis	FRA		Promoboi		5	06:51.078	56.331	5	07.651	01.322
8	43 Deschildt Maxence	FRA		promovar		5	07:04.692	57.610	5	08.930	01.279
9	19 Cartier Marine	FRA		promo 2		5	06:53.831	57.943	5	09.263	00.333
10	44 Goliot Patrick	FRA		Promoboi		6	06:38.925	01:00.463	6	11.783	02.520
11	71 Coque Jonathan	FRA		promovar		4	05:45.410	01:09.486	4	20.806	09.023


Fastest lap by 48.680 - 134 Di Pascali Alexandre in lap 6
date and time: 12/04/2015 - 11:08:34.843 - Average speed : 72 Km/hStart race
12/04/2015 11:01:13End race
Race running

Race Director: Alain Kempener

Admin: Katrien De Groof -- Technical Comission 2Race.be / FMWB

LIVE TIMING - www.livetiming.be

The result are provisional until the according to the RC

**2Race Championship 2015 - Round 2****Douvrin FR - Chrono - Pitbike Pro Light**

Race type : Timed session best lap

Pos	N° Racer	Nat.	Make	Class	Team	Laps	Race Time	Best Lap	Lap	Diff	Gap
1	50 Chauveau Jonthan	FRA		Pit Pro		9	08:40.147	46.298	6	-	-
2	8 Lepinay Julien	FRA		Pit Pro		11	08:48.881	46.638	8	00.340	00.340
3	141 Bertaux Sebastien	FRA		Pit Pro		11	08:49.074	46.742	9	00.444	00.104
4	3 Maire Frederic	FRA		Pit Pro		10	08:37.511	46.838	4	00.540	00.096
5	99 Buytaert Wim	BEL		Pit Light		10	08:49.349	46.870	7	00.572	00.032
6	93 Dubois Jerome	FRA		Pit Pro		8	08:38.885	48.378	7	02.080	01.508
7	38 Derasse Laurent	BEL		Pit Pro		11	09:09.291	48.421	6	02.123	00.043
8	525 Rippling Julien	FRA		Pit Pro		6	09:00.049	48.531	5	02.233	00.110
9	17 Letinois Alan	FRA		Pit Pro		11	09:09.597	48.606	7	02.308	00.075
10	55 Humbert David	FRA		Pit Light		10	08:41.913	49.239	4	02.941	00.633
11	51 Eyraud Clement	FRA		Pit Pro		10	08:38.465	49.716	6	03.418	00.477
12	89 Pothier Thomas	FRA		Pit Pro		10	08:39.975	49.971	9	03.673	00.255
13	138 Boutillier Ludo	BEL		Pit Pro		10	08:42.812	50.195	5	03.897	00.224
14	13 Treinen Andreas	DE		Pit Light		10	08:43.040	50.283	7	03.985	00.088
15	2 Gornet Jeremy	FRA		Pit Light		8	08:33.817	50.852	5	04.554	00.569
16	98 Segers Quinten	BEL		Pit Light		10	09:00.173	50.896	7	04.598	00.044
17	9 Humbert Corentyn	FRA		Pit Light		6	05:49.203	51.076	5	04.778	00.180


Fastest lap by 46.298 - 50 Chauveau Jonthan in lap 6
date and time: 12/04/2015 - 11:25:37.497 - Average speed : 76 Km/hStart race
12/04/2015 11:19:23End race
Race running

Race Director: Alain Kempener

Admin: Katrien De Groof -- Technical Commission 2Race.be / FMWB

LIVE TIMING - www.livetiming.be

The result are provisional until the according to the RC

**2Race Championship 2015 - Round 2****Douvrin FR - Chrono - ProtoGP Scooter**

Race type : Timed session best lap

Pos	N° Racer	Nat.	Make	Class	Team	Laps	Race Time	Best Lap	Lap	Diff	Gap
1	3 Van Dijck Bart	BEL		ProtoGP		6	06:41.815	44.497	6	-	-
2	17 Claeys Bart	BEL		Scooter		8	06:17.836	44.700	6	00.203	00.203
3	94 Deprez Vincent	BEL		ProtoGP		9	09:02.573	45.072	8	00.575	00.372
4	45 Alberty Corentin	BEL		ProtoGP		9	09:08.213	45.466	4	00.969	00.394
5	157 Lambot Eric	BEL		ProtoGP		8	08:39.407	45.908	5	01.411	00.442
6	19 Deschildre Sibren	BEL		ProtoGP		7	08:50.027	46.097	6	01.600	00.189
7	58 Van Hove Christophe	BEL		ScooterG		7	05:44.256	46.578	4	02.081	00.481
8	7 Baguet Romain	FRA		Scooter		6	08:50.341	47.221	5	02.724	00.643

Fastest lap by 44.497 - 3 Van Dijck Bart in lap 6
date and time: 12/04/2015 - 11:35:46.910 - Average speed : 79 Km/hStart race
12/04/2015 11:29:05End race
Race running

Race Director: Alain Kempener

Admin: Katrien De Groof -- Technical Commission 2Race.be / FMWB

LIVE TIMING - www.livetiming.be

The result are provisional until the according to the RC

**2Race Championship 2015 - Round 2****Douvrin FR - Chrono -Pocket Junior Mini Stock**

Race type : Timed session best lap

Pos	N° Racer	Nat.	Make	Class	Team	Laps	Race Time	Best Lap	Lap	Diff	Gap
1	3 Lequeux Noah	LUX		JuniorGP		10	08:21.992	49.320	9	-	-
2	19 De Vits Sasha	BEL		JuniorGP	DV1	10	08:38.739	49.485	3	00.165	00.165
3	11 Blommers Djoy	NED		JuniorGP		10	08:38.489	49.524	7	00.204	00.039
4	11 Gouw Maikel	NED		Pit Stock		10	08:56.217	49.525	6	00.205	00.001
5	45 Peignoos Martin	BEL		Pit Stock		10	08:44.315	49.952	9	00.632	00.427
6	45 De Vleeschauwer Luca	BEL		JuniorGP		10	08:37.400	50.235	6	00.915	00.283
7	79 Louppe Romain	BEL		JuniorGP		10	08:41.008	50.659	3	01.339	00.424
8	8 Triffet Amelie	BEL		MiniGP		10	08:49.106	51.183	9	01.863	00.524
9	42 Wieme Timo	NED		JuniorGP		10	08:44.730	51.185	7	01.865	00.002
10	219 Henneon Will	BEL		MiniGP		10	08:54.050	51.467	9	02.147	00.282
11	54 Kiekens Senne	BEL		JuniorGP		6	08:39.906	51.890	6	02.570	00.423
12	31 Humbert Hugo	FRA		Pit Stock		10	09:02.523	52.172	7	02.852	00.282
13	36 Hokke John	NED		Pit Stock		9	08:23.873	52.804	8	03.484	00.632
14	7 De Chene Bruno	FRA		Pit Stock		10	09:08.038	52.907	9	03.587	00.103
15	52 Carrette Gert Jan	BEL		JuniorGP		9	08:54.669	52.991	8	03.671	00.084
16	60 Reygaerts Kevin	BEL		MiniGP		10	09:07.683	53.074	10	03.754	00.083
17	81 Luciano Lorenz	BEL		JuniorGP		9	09:02.203	53.525	7	04.205	00.451
18	94 Couvreur Matteo	BEL		JuniorGP		6	05:57.239	55.032	4	05.712	01.507
19	89 Siegfried Jaubin	BEL		Pocket S		5	08:51.028	55.539	4	06.219	00.507


Fastest lap by 49.320 - 3 Lequeux Noah in lap 9
date and time: 12/04/2015 - 11:17:03.136 - Average speed : 71 Km/hStart race
12/04/2015 11:09:30End race
Race running

Race Director: Alain Kempener

Admin: Katrien De Groof -- Technical Commission 2Race.be / FMWB

LIVE TIMING - www.livetiming.be

The result are provisional until the according to the RC

**2Race Championship 2015 - Round 2****Douvrin FR - Race 1 - Continental Vario**

Race type : Race(sorted by laps and time)

Classification after 11 Laps (10,758 Km)

Pos	N° Racer	Nat.	Make	Class	Team	Laps	Race Time	Best Lap	Lap	Diff	Gap
1	134 Di Pascali Alexandre	FRA		Scoot ope		11	08:13.024	47.996	9	-	-
2	28 Andouche Julien	FRA		Scoot ope		11	08:40.295	50.977	10	27.271	27.271
3	46 Gruez Kevin	FRA		promovar		11	08:59.494	52.594	5	46.470	19.199
4	31 Lefort Damien	FRA		G2		11	09:02.294	51.941	10	49.270	02.800
5	6 Van Gersdale Thomas	FRA		promovar		11	09:03.703	52.798	8	50.679	01.409
6	22 Vanwaelscappel Jerome	FRA		Boiteope		10	08:21.257	54.043	10	1 Lap	1 Lap
7	21 Rodriguez Louis	FRA		Promoboi		10	08:27.125	54.560	9	1 Lap	05.868
8	43 Deschildt Maxence	FRA		promovar		10	08:45.961	56.900	3	1 Lap	18.836
9	19 Cartier Marine	FRA		promo 2		10	09:02.151	56.886	3	1 Lap	16.190
10	44 Goliot Patrick	FRA		Promoboi		10	09:07.864	58.494	3	1 Lap	05.713


Fastest lap by 47.996 - 134 Di Pascali Alexandre in lap 9
date and time: 12/04/2015 - 11:49:58.437 - Average speed : 73 Km/hStart race
12/04/2015 11:43:23End race
Race running

Race Director: Alain Kempener

Admin: Katrien De Groof -- Technical Comission 2Race.be / FMWB

LIVE TIMING - www.livetiming.be

The result are provisional until the according to the RC

**2Race Championship 2015 - Round 2****Douvrin FR - Race 1 - Pitbike Pro Light**

Race type : Race(sorted by laps and time)

Classification after 18 Laps (17,604 Km)

Pos	N° Racer	Nat.	Make	Class	Team	Laps	Race Time	Best Lap	Lap	Diff	Gap
1	8 Lepinay Julien	FRA		Pit Pro		18	13:59.440	46.737	7	-	-
2	3 Maire Frederic	FRA		Pit Pro		18	14:07.899	46.854	4	08.459	08.459
3	99 Buytaert Wim	BEL		Pit Light		18	14:12.007	47.249	4	12.567	04.108
4	141 Bertaux Sebastien	FRA		Pit Pro		18	14:21.778	46.589	16	22.338	09.771
5	17 Letinois Alan	FRA		Pit Pro		18	14:22.129	47.989	15	22.689	00.351
6	38 Derasse Laurent	BEL		Pit Pro		18	14:23.085	47.967	15	23.645	00.956
7	93 Dubois Jerome	FRA		Pit Pro		18	14:24.297	47.997	13	24.857	01.212
8	51 Eyraud Clement	FRA		Pit Pro		18	14:42.970	49.218	5	43.530	18.673
9	13 Treinen Andreas	DE		Pit Light		17	14:06.202	49.348	16	1 Lap	1 Lap
10	89 Pothier Thomas	FRA		Pit Pro		17	14:07.179	49.609	16	1 Lap	00.977
11	138 Boutillier Ludo	BEL		Pit Pro		17	14:16.173	50.096	10	1 Lap	08.994
12	2 Gornet Jeremy	FRA		Pit Light		17	14:19.317	50.180	16	1 Lap	03.144
13	525 Rippling Julien	FRA		Pit Pro		17	14:24.102	50.138	9	1 Lap	04.785
14	98 Segers Quinten	BEL		Pit Light		17	14:26.015	49.993	8	1 Lap	01.913
15	9 Humbert Corentyn	FRA		Pit Light		17	14:39.277	51.031	8	1 Lap	13.262
16	50 Chauveau Jonthan	FRA		Pit Pro		16	14:00.574	46.476	16	2 Laps	1 Lap
17	55 Humbert David	FRA		Pit Light		16	14:09.922	48.638	9	2 Laps	09.348

Fastest lap by 46.476 - 50 Chauveau Jonthan in lap 16
date and time: 12/04/2015 - 14:13:36.875 - Average speed : 75 Km/hStart race
12/04/2015 13:59:36End race
12/04/2015 14:14:26

Race Director: Alain Kempener

Admin: Katrien De Groof -- Technical Comission 2Race.be / FMWB

LIVE TIMING - www.livetiming.be

The result are provisional until the according to the RC

**2Race Championship 2015 - Round 2****Douvrin FR - Race 1 - Pocket Junior Mini Stock**

Race type : Race(sorted by laps and time)

Classification after 14 Laps (13,692 Km)

Pos	N° Racer	Nat.	Make	Class	Team	Laps	Race Time	Best Lap	Lap	Diff	Gap
1	3 Lequeux Noah	LUX		JuniorGP		14	11:15.520	48.422	6	-	-
2	11 Gouw Maikel	NED		Pit Stock		14	11:22.839	49.167	8	07.319	07.319
3	19 De Vits Sasha	BEL		JuniorGP	DV1	14	11:23.125	48.791	9	07.605	00.286
4	11 Blommers Djoy	NED		JuniorGP		14	11:23.769	48.765	10	08.249	00.644
5	79 Louppe Romain	BEL		JuniorGP		14	11:36.850	50.105	7	21.330	13.081
6	219 Henneon Will	BEL		MiniGP		14	11:44.409	50.347	13	28.889	07.559
7	8 Triffet Amelie	BEL		MiniGP		14	11:44.860	50.176	13	29.340	00.451
8	42 Wieme Timo	NED		JuniorGP		14	11:56.839	49.839	13	41.319	11.979
9	45 De Vleeschauwer Luca	BEL		JuniorGP		14	11:57.950	50.434	5	42.430	01.111
10	31 Humbert Hugo	FRA		Pit Stock		14	12:04.642	51.835	9	49.122	06.692
11	54 Kiekens Senne	BEL		JuniorGP		13	11:22.131	51.559	8	1 Lap	1 Lap
12	7 De Chene Bruno	FRA		Pit Stock		13	11:29.092	53.069	4	1 Lap	06.961
13	52 Carrette Gert Jan	BEL		JuniorGP		13	11:29.491	52.445	10	1 Lap	00.399
14	60 Reygaerts Kevin	BEL		MiniGP		13	11:31.910	52.752	9	1 Lap	02.419
15	81 Luciano Lorenz	BEL		JuniorGP		13	11:36.382	53.296	13	1 Lap	04.472
16	94 Couvreur Matteo	BEL		JuniorGP		13	11:36.496	53.060	8	1 Lap	00.114
17	36 Hokke John	NED		Pit Stock		13	11:38.058	53.002	6	1 Lap	01.562
18	89 Siegfried Jaubin	BEL		Pocket S		13	11:40.711	52.708	13	1 Lap	02.653
DNS											
1	45 Peignoos Martin	BEL		Pit Stock		0	00.000	00.000	0	-	-

Fastest lap by 48.422 - 3 Lequeux Noah in lap 6

date and time: 12/04/2015 - 12:01:36.864 - Average speed : 72 Km/h

Start race

12/04/2015 11:56:55

End race


12/04/2015 12:09:06

Race Director: Alain Kempener

Admin: Katrien De Groof -- Technical Commission 2Race.be / FMWB

LIVE TIMING - www.livetiming.be

The result are provisional until the according to the RC

**2Race Championship 2015 - Round 2****Douvrin FR - Race 1 - ProtoGP Scooter**

Race type : Race(sorted by laps and time)

Classification after 15 Laps (14,670 Km)

Pos	N° Racer	Nat.	Make	Class	Team	Laps	Race Time	Best Lap	Lap	Diff	Gap
1	3 Van Dijck Bart	BEL		ProtoGP		15	11:00.275	44.351	6	-	-
2	17 Claeys Bart	BEL		Scooter		15	11:00.840	44.295	6	00.565	00.565
3	94 Deprez Vincent	BEL		ProtoGP		15	11:17.577	45.240	7	17.302	16.737
4	58 Van Hove Christophe	BEL		ScooterG		15	11:27.082	46.132	10	26.807	09.505
5	157 Lambot Eric	BEL		ProtoGP		15	11:28.788	46.071	6	28.513	01.706
6	19 Deschildre Sibren	BEL		ProtoGP		15	11:29.049	45.702	8	28.774	00.261
7	45 Alberty Corentin	BEL		ProtoGP		15	11:31.652	46.189	6	31.377	02.603
8	7 Baguet Romain	FRA		Scooter		15	11:47.588	47.101	13	47.313	15.936

Fastest lap by 44.295 - 17 Claeys Bart in lap 6

date and time: 12/04/2015 - 14:21:48.489 - Average speed : 79 Km/h

Start race

12/04/2015 14:17:29

End race

12/04/2015 14:29:26

Race Director: Alain Kempener

Admin: Katrien De Groof -- Technical Commission 2Race.be / FMWB

LIVE TIMING - www.livetiming.be

The result are provisional until the according to the RC

**2Race Championship 2015 - Round 2****Douvrin FR - Race 2 - Continental Vario**

Race type : Race(sorted by laps and time)

Classification after 6 Laps (5,868 Km)

Pos	N° Racer	Nat.	Make	Class	Team	Laps	Race Time	Best Lap	Lap	Diff	Gap
1	134 Di Pascali Alexandre	FRA		Scoot ope		6	04:11.383	48.623	5	-	-
2	28 Andouche Julien	FRA		Scoot ope		6	04:18.100	50.891	3	06.717	06.717
3	46 Gruez Kevin	FRA		promovar		6	04:27.206	52.368	6	15.823	09.106
4	6 Van Gersdale Thomas	FRA		promovar		6	04:28.459	52.486	6	17.076	01.253
5	31 Lefort Damien	FRA		G2		6	04:33.614	54.047	3	22.231	05.155
6	22 Vanwaelscappel Jerome	FRA		Boiteope		6	04:44.503	55.493	6	33.120	10.889
7	21 Rodriguez Louis	FRA		Promoboi		6	04:44.946	55.325	6	33.563	00.443
8	43 Deschildt Maxence	FRA		promovar		6	04:58.820	57.686	4	47.437	13.874
9	44 Goliot Patrick	FRA		Promoboi		5	04:12.440	01:00.796	4	1 Lap	1 Lap
10	19 Cartier Marine	FRA		promo 2		5	04:20.552	01:01.668	4	1 Lap	08.112


Fastest lap by 48.623 - 134 Di Pascali Alexandre in lap 5
date and time: 12/04/2015 - 14:35:48.085 - Average speed : 72 Km/hStart race
12/04/2015 14:32:26End race
Race running

Race Director: Alain Kempener

Admin: Katrien De Groof -- Technical Comission 2Race.be / FMWB

LIVE TIMING - www.livetiming.be

The result are provisional until the according to the RC

**2Race Championship 2015 - Round 2****Douvrin FR - Race 2 - Pitbike Pro Light**

Race type : Race(sorted by laps and time)

Classification after 15 Laps (14,670 Km)

Pos	N° Racer	Nat.	Make	Class	Team	Laps	Race Time	Best Lap	Lap	Diff	Gap
1	50 Chauveau Jonthan	FRA		Pit Pro		15	11:31.414	46.186	12	-	-
2	8 Lepinay Julien	FRA		Pit Pro		15	11:32.002	46.455	10	00.588	00.588
3	141 Bertaux Sebastien	FRA		Pit Pro		15	11:44.814	47.365	12	13.400	12.812
4	99 Buytaert Wim	BEL		Pit Light		15	11:47.639	47.221	4	16.225	02.825
5	38 Derasse Laurent	BEL		Pit Pro		15	11:53.577	47.617	11	22.163	05.938
6	93 Dubois Jerome	FRA		Pit Pro		15	11:54.047	47.904	9	22.633	00.470
7	17 Letinois Alan	FRA		Pit Pro		15	11:54.315	47.674	13	22.901	00.268
8	3 Maire Frederic	FRA		Pit Pro		15	12:12.235	47.244	13	40.821	17.920
9	51 Eyraud Clement	FRA		Pit Pro		15	12:14.557	48.780	4	43.143	02.322
10	138 Boutillier Ludo	BEL		Pit Pro		14	11:35.972	49.689	14	1 Lap	1 Lap
11	89 Pothier Thomas	FRA		Pit Pro		14	11:36.420	49.619	14	1 Lap	00.448
12	13 Treinen Andreas	DE		Pit Light		14	11:39.967	50.029	10	1 Lap	03.547
13	2 Gornet Jeremy	FRA		Pit Light		14	11:41.731	50.043	14	1 Lap	01.764
14	98 Segers Quinten	BEL		Pit Light		14	11:42.226	50.119	13	1 Lap	00.495

DNF**Not Qualified**

1	55 Humbert David	FRA		Pit Light		6	04:47.231	48.638	5	-	-
2	525 Rippling Julien	FRA		Pit Pro		4	03:45.510	51.401	3	-	-
3	9 Humbert Corentyn	FRA		Pit Light		3	02:28.392	51.966	3	-	-


Fastest lap by 46.186 - 50 Chauveau Jonthan in lap 12
date and time: 12/04/2015 - 15:42:46.290 - Average speed : 76 Km/hStart race
12/04/2015 15:33:34End race
12/04/2015 15:45:57

Race Director: Alain Kempener

Admin: Katrien De Groof -- Technical Comission 2Race.be / FMWB

LIVE TIMING - www.livetiming.be

The result are provisional until the according to the RC

**2Race Championship 2015 - Round 2****Douvrin FR - Race 2 - Pocket Junior Mini Stock**

Race type : Race(sorted by laps and time)

Classification after 13 Laps (12,714 Km)

Pos	N° Racer	Nat.	Make	Class	Team	Laps	Race Time	Best Lap	Lap	Diff	Gap
1	3 Lequeux Noah	LUX		JuniorGP		13	10:28.175	48.671	6	-	-
2	11 Blommers Djoy	NED		JuniorGP		13	10:31.936	48.652	6	03.761	03.761
3	11 Gouw Maikel	NED		Pit Stock		13	10:40.944	49.530	6	12.769	09.008
4	19 De Vits Sasha	BEL		JuniorGP	DV1	13	10:45.709	49.046	9	17.534	04.765
5	79 Louppe Romain	BEL		JuniorGP		13	10:53.026	50.644	9	24.851	07.317
6	45 De Vleeschauwer Luca	BEL		JuniorGP		13	10:53.149	49.691	4	24.974	00.123
7	42 Wieme Timo	NED		JuniorGP		13	10:53.290	50.554	9	25.115	00.141
8	8 Triffet Amelie	BEL		MiniGP		13	10:57.435	50.613	10	29.260	04.145
9	219 Henneton Will	BEL		MiniGP		13	10:57.783	50.576	10	29.608	00.348
10	89 Siegfried Jaubin	BEL		Pocket S		13	11:05.212	50.815	7	37.037	07.429
11	54 Kiekens Senne	BEL		JuniorGP		13	11:16.272	51.147	7	48.097	11.060
12	52 Carrette Gert Jan	BEL		JuniorGP		12	10:36.864	52.284	5	1 Lap	1 Lap
13	31 Humbert Hugo	FRA		Pit Stock		12	10:42.046	53.463	3	1 Lap	05.182
14	81 Luciano Lorenz	BEL		JuniorGP		12	10:45.458	53.447	4	1 Lap	03.412
15	60 Reygaerts Kevin	BEL		MiniGP		12	10:46.370	53.952	9	1 Lap	00.912
16	94 Couvreur Matteo	BEL		JuniorGP		12	10:46.580	53.743	7	1 Lap	00.210
17	7 De Chene Bruno	FRA		Pit Stock		12	10:48.708	53.266	7	1 Lap	02.128
18	36 Hokke John	NED		Pit Stock		12	10:54.920	53.771	9	1 Lap	06.212
19	46 Peeters Olivier	BEL		Pocket S		11	10:33.172	56.519	4	2 Laps	1 Lap


Fastest lap by 48.652 - 11 Blommers Djoy in lap 6
date and time: 12/04/2015 - 15:23:20.085 - Average speed : 72 Km/hStart race
12/04/2015 15:18:34End race
12/04/2015 15:30:26

Race Director: Alain Kempener

Admin: Katrien De Groof -- Technical Commission 2Race.be / FMWB

LIVE TIMING - www.livetiming.be

The result are provisional until the according to the RC

**2Race Championship 2015 - Round 2****Douvrin FR - Race 2 - ProtoGP Scooter**

Race type : Race(sorted by laps and time)

Classification after 16 Laps (15,648 Km)

Pos	N° Racer	Nat.	Make	Class	Team	Laps	Race Time	Best Lap	Lap	Diff	Gap
1	17 Claeys Bart	BEL		Scooter		16	11:48.764	44.326	5	-	-
2	58 Van Hove Christophe	BEL		ScooterG		16	12:13.382	45.782	11	24.618	24.618
3	45 Albery Corentin	BEL		ProtoGP		16	12:13.548	45.889	11	24.784	00.166
4	157 Lambot Eric	BEL		ProtoGP		16	12:15.293	46.127	12	26.529	01.745
5	19 Deschildre Sibren	BEL		ProtoGP		16	12:16.171	45.792	15	27.407	00.878
6	7 Baguet Romain	FRA		Scooter		16	12:28.435	46.515	3	39.671	12.264
DNF											
1	94 Deprez Vincent	BEL		ProtoGP		10	07:37.611	45.785	9	-	-

Fastest lap by 44.326 - 17 Claeys Bart in lap 5

date and time: 12/04/2015 - 15:52:09.958 - Average speed : 79 Km/h

Start race

12/04/2015 15:48:33

End race

12/04/2015 16:02:00

Race Director: Alain Kempener

Admin: Katrien De Groof -- Technical Commission 2Race.be / FMWB

LIVE TIMING - www.livetiming.be

The result are provisional until the according to the RC

**2Race Championship 2015 - Round 2****Douvrin FR - Race 3 - Continental Vario**

Race type : Race(sorted by laps and time)

Classification after 12 Laps (11,736 Km)

Pos	N° Racer	Nat.	Make	Class	Team	Laps	Race Time	Best Lap	Lap	Diff	Gap
1	134 Di Pascali Alexandre	FRA		Scoot ope		12	09:15.066	48.678	4	-	-
2	28 Andouche Julien	FRA		Scoot ope		12	09:47.108	50.081	5	32.042	32.042
3	6 Van Gersdale Thomas	FRA		promovar		12	09:47.612	52.259	4	32.546	00.504
4	31 Lefort Damien	FRA		G2		12	09:47.907	51.496	12	32.841	00.295
5	22 Vanwaelscappel Jerome	FRA		Boiteope		11	09:16.569	54.200	8	1 Lap	1 Lap
6	21 Rodriguez Louis	FRA		Promoboi		11	09:16.833	54.153	8	1 Lap	00.264
7	43 Deschildt Maxence	FRA		promovar		11	09:42.767	56.841	5	1 Lap	25.934
8	19 Cartier Marine	FRA		promo 2		10	09:34.909	01:02.120	10	2 Laps	1 Lap

Fastest lap by 48.678 - 134 Di Pascali Alexandre in lap 4
date and time: 12/04/2015 - 16:08:54.774 - Average speed : 72 Km/hStart race
12/04/2015 16:06:17End race
12/04/2015 16:16:12

Race Director: Alain Kempener

Admin: Katrien De Groof -- Technical Comission 2Race.be / FMWB

LIVE TIMING - www.livetiming.be

The result are provisional until the according to the RC

**2Race Championship 2015 - Round 2****Douvrin FR - Merge Continental Vario**

Print sorted by: Points

Pos	N° Racer	Race 1 - Continental Vario Points	Race 2 - Continental Vario Points	Race 3 - Continental Vario Points	Totale Points
Classe : Boiteopen					
1	22 Vanwaelscappel Jerome	25	25	25	75
Classe : Boiteopen		Total Points	75		
Classe : G2					
1	31 Lefort Damien	25	25	25	75
Classe : G2		Total Points	75		
Classe : promo 2					
1	19 Cartier Marine	25	25	25	75
Classe : promo 2		Total Points	75		
Classe : Promoboite					
1	21 Rodriguez Louis	25	25	25	75
2	44 Goliot Patrick	20	20		40
Classe : Promoboite		Total Points	115		
Classe : promovario					
1	6 Van Gersdale Thomas	20	20	25	65
2	43 Deschildt Maxence	16	16	20	52
3	46 Gruez Kevin	25	25		50
Classe : promovario		Total Points	167		
Classe : Scoot open					
1	134 Di Pascali Alexandre	25	25	25	75
2	28 Andouche Julien	20	20	20	60
Classe : Scoot open		Total Points	135		

R051y **Timestamp 12/04/2015 16:17:57**

WEER.IT Timing System - Page 1 of 1

Race Director: Alain Kempener

Admin: Katrien De Groof -- Technical Comission 2Race.be / FMWB

LIVE TIMING - www.livetiming.be

The result are provisional until the according to the RC

**2Race Championship 2015 - Round 2****Douvrin FR - Merge Pitbike Light Pro**

Print sorted by: Points

Pos	N° Racer	Race 1 - Pitbike Pro Light		Race 2 - Pitbike Pro Light		Totale Points
		Points	Points	Points	Points	
Classe : Pit Light						
1	99 Buytaert Wim	25	25			50
2	13 Treinen Andreas	20	20			40
3	2 Gornet Jeremy	16	16			32
4	98 Segers Quinten	13	13			26
5	9 Humbert Corentyn	11	0			11
6	55 Humbert David	10	0			10
Classe : Pit Light		Total Points	169			

Classe : Pit Pro

1	8 Lepinay Julien	25	20			45
2	141 Bertaux Sebastien	16	16			32
3	50 Chauveau Jonthan	5	25			30
4	3 Maire Frederic	20	9			29
5	38 Derasse Laurent	11	13			24
6	17 Letinois Alan	13	10			23
7	93 Dubois Jerome	10	11			21
8	51 Eyraud Clement	9	8			17
9	138 Boutillier Ludo	7	7			14
10	89 Pothier Thomas	8	6			14
11	525 Rippling Julien	6	0			6
Classe : Pit Pro		Total Points	255			

R051y **Timestamp 12/04/2015 15:52:51**

WEER.IT Timing System - Page 1 of 1

Race Director: Alain Kempener

Admin: Katrien De Groof -- Technical Comission 2Race.be / FMWB

LIVE TIMING - www.livetiming.be

The result are provisional until the according to the RC

**2Race Championship 2015 - Round 2****Douvrin FR - Merge Pocket Junior Stock**

Print sorted by: Points

Pos	N° Racer	Points	Points	Points	Points	Totale Points
Classe : .						
1	10004 Tx non assegnato	0				0
Classe : .		Total Points	0			
Classe : JuniorGP						
1	3 Lequeux Noah	25	25			50
2	11 Blommers Djoy	16	20			36
3	19 De Vits Sasha	20	16			36
4	79 Louppe Romain	13	13			26
5	45 De Vleeschauwer Luca	10	11			21
6	42 Wieme Timo	11	10			21
7	54 Kiekens Senne	9	9			18
8	52 Carrette Gert Jan	8	8			16
9	81 Luciano Lorenz	7	7			14
10	94 Couvreur Matteo	6	6			12
Classe : JuniorGP		Total Points	250			
Classe : MiniGP						
1	8 Triffet Amelie	20	25			45
2	219 Henneton Will	25	20			45
3	60 Reygaerts Kevin	16	16			32
Classe : MiniGP		Total Points	122			
Classe : Pit Stock						
1	11 Gouw Maikel	25	25			50
2	31 Humbert Hugo	20	20			40
3	7 De Chene Bruno	16	16			32
4	36 Hokke John	13	13			26
5	45 Peignois Martin	0				0
Classe : Pit Stock		Total Points	148			
Classe : Pocket SR						
1	89 Siegfried Jaubin	25	25			50
2	46 Peeters Olivier		20			20
Classe : Pocket SR		Total Points	70			

R051y **Timestamp 12/04/2015 15:52:06**


WEER.IT Timing System - Page 1 of 1

Race Director: Alain Kempener

Admin: Katrien De Groof -- Technical Comission 2Race.be / FMWB

LIVE TIMING - www.livetiming.be

The result are provisional until the according to the RC

**2Race Championship 2015 - Round 2****Douvrin FR - Merge ProtoGP Scooter**

Print sorted by: Points

Pos	N° Racer	Race 1 - ProtoGP Scooter		Race 2 - ProtoGP Scooter		Totale Points
		Points	Points	Points	Points	
Classe : ProtoGP						
1	45 Albery Corentin	11	25			36
2	157 Lambot Eric	16	20			36
3	19 Deschildre Sibren	13	16			29
4	3 Van Dijk Bart	25				25
5	94 Deprez Vincent	20	0			20
Classe : ProtoGP		Total Points	146			
Classe : Scooter						
1	17 Claeys Bart	25	25			50
2	7 Baguet Romain	20	20			40
Classe : Scooter		Total Points	90			
Classe : ScooterGP						
1	58 Van Hove Christophe	25	25			50
Classe : ScooterGP		Total Points	50			

R051y **Timestamp 12/04/2015 16:09:51**


WEER.IT Timing System - Page 1 of 1

Race Director: Alain Kempener

Admin: Katrien De Groof -- Technical Comission 2Race.be / FMWB

LIVE TIMING - www.livetiming.be

The result are provisional until the according to the RC

**2Race Championship 2015 - Endurance****Douvrin FR - Chrono - Endurance**

Race type : Timed session best lap

Pos	N° Racer	Nat.	Make	Class	Team	Laps	Race Time	Best Lap	Lap	Diff	Gap
1	99 Reynaerts Racing Team	BEL		Ed Proto		27	25:06.257	47.158	17	-	-
2	187 DM Racing	BEL		Ed Proto		27	25:08.114	48.552	7	01.394	01.394
3	161 Philman Team	BEL		Ed Proto		18	17:57.031	49.288	5	02.130	00.736
4	5 Rasak	BEL		Ed Mini		27	25:26.786	49.763	20	02.605	00.475
5	106 Mario en Luigi	BEL		MiniGP		13	14:54.567	50.559	5	03.401	00.796
6	3 Moped Wars	BEL		Ed Mini		25	25:10.617	52.097	6	04.939	01.538
7	38 Performance	BEL		Ed Pit		26	25:15.166	53.526	21	06.368	01.429
8	600 Polini Race	BEL		Ed Mini		16	17:15.810	54.190	14	07.032	00.664

Fastest lap by 47.158 - 99 Reynaerts Racing Team in lap 17
date and time: 12/04/2015 - 15:05:53.256 - Average speed : 74 Km/hStart race
12/04/2015 14:49:07End race
Race running

Race Director: Alain Kempener

Admin: Katrien De Groof -- Technical Comission 2Race.be / FMWB

LIVE TIMING - www.livetiming.be

The result are provisional until the according to the RC



2Race Championship 2015 - Endurance

Race type : Race(sorted by laps and time)

Analysis

1°			2°			3°			4°		
Reynaerts Racing Team			DM Racing			Mario en Luigi			Rasak		
1	50.487	45	1	51.936	42	1	53.666	42	1	56.442	42
2	48.254	46	2	49.012	43	2	50.585	43	2	53.941	43
3	47.892	47	3	49.573	44	3	50.320	44	3	54.242	44
4	47.936	48	4	49.077	45	4	50.961	45	4	54.100	45
5	48.003	49	5	48.947	46	5	50.487	46	5	53.256	46
6	48.212	50	6	48.880	47	6	51.360	47	6	52.549	47
7	47.399	51	7	49.352	48	7	51.172	48	7	53.680	48
8	48.015	52	8	48.851	49	8	50.449	49	8	53.402	49
9	48.745	53	9	49.070	50	9	51.152	50	9	53.694	50
10	47.711	54	10	48.857	51	10	50.742	51	10	52.589	51
11	47.480	55	11	48.457	52	11	51.061	52	11	53.923	52
12	47.080	56	12	49.426	53	12	50.207	53	12	52.098	53
13	47.170	57	13	48.445	54	13	50.634	54	13	52.393	54
14	46.993	58	14	48.549	55	14	50.671	55	14	53.496	55
15	46.837	59	15	49.281	56	15	50.291	56	15	52.843	56
16	47.237	60	16	48.999	57	16	50.128	57	16	52.112	57
17	47.324	61	17	49.194	58	17	49.832	58	17	52.675	58
18	47.032	62	18	49.125	59	18	50.248	59	18	52.261	59
19	47.634	63	19	49.019	60	19	50.364	60	19	51.904	60
20	47.328	64	20	49.280	61	20	50.369	61	20	51.610	61
21	47.301	65	21	49.430	62	21	50.392	62	21	51.452	62
22	47.059	66	22	49.093	63	22	50.417	63	22	52.596	63
23	47.038	67	23	49.747	64	23	50.844	64	23	53.253	64
24	47.945	68	24	50.176	65	24	51.587	65	24	52.342	65
25	48.446	69	25	49.354	66	25	50.421	66	25	52.442	66
26	47.232	70	26	49.915	67	26	50.874	67	26	52.562	67
27	47.090	71	27	49.712	68	27	51.043	68	27	52.401	68
28	47.207	72	28	47.768	69	28	50.551	69	28	52.123	69
29	47.489	73	29	47.916	70	29	50.544	70	29	51.966	70
30	48.078	74	30	49.715	71	30	50.520	71	30	51.760	71
31	47.178	75	31	50.010	72	31	50.474	72	31	52.068	72
32	47.250	76	32	49.436	73	32	50.854	73	32	52.672	73
33	47.131	77	33	49.320	74	33	50.789	74	33	52.078	74
34	47.646	78	34	48.929	75	34	50.625	75	34	51.447	75
35	47.485	79	35	49.148	76	35	50.581	76	35	51.478	76
36	47.166	80	36	49.289	77	36	50.410	77	36	51.612	77
37	47.310	81	37	49.573	78	37	50.632	78	37	51.515	78
38	47.184	82	38	48.741	79	38	50.701	79	38	52.378	79
39	47.422	83	39	49.528	80	39	49.101	80	39	52.493	80
40	47.322	84	40	48.631	81	40	50.887	81	40	51.521	81
41	47.974	85	41	48.569	82	41	50.611	82	41	50.788	82
					83			83			83
					84			84			84
					85			85			85




2Race Championship 2015 - Endurance

Race type : Race(sorted by laps and time)

Analysis

5° Performance	6° Moped Wars			7° Philman Team			8° Polini Race		
	42	43	44	42	43	44	42	43	44
1 59.195	45 52.043	89 59.864	1 56.206	45 53.598	89 53.423	1 51.714	45 48.471	89 49.955	1 01:06.393
2 53.372	46 52.210	90 59.963	2 53.769	46 53.381	90 53.622	2 49.158	46 47.804	90 51.405	2 01:19.842
3 53.307	47 52.141	91 59.963	3 53.497	47 53.729	91 53.406	3 47.991	47 47.750	91 49.442	3 01:08.785
4 53.035	48 01:36.085	92 59.537	4 53.656	48 53.574	92 53.749	4 47.827	48 51.827	92 49.161	4 01:25.565
5 53.221	49 50.972	93 59.800	5 52.968	49 54.325	93 53.665	5 47.531	49 47.793	93 49.222	
6 52.644	50 49.858	94 58.678	6 52.983	50 53.868	94 54.812	6 47.766	50 48.508	94 49.572	
7 53.116	51 49.277	95 58.593	7 53.377	51 53.844	95 52.822	7 47.278	51 48.016	95 49.208	
8 52.657	52 49.359	96 58.637	8 52.770	52 53.311	96 53.238	8 47.344	52 47.806	96 50.778	
9 54.556	53 49.967	97 58.130	9 52.611	53 53.409	97 53.312	9 48.685	53 47.585	97 49.856	
10 52.503	54 49.909	98 58.640	10 53.158	54 53.676	98 52.958	10 49.438	54 47.671	98 50.098	
11 52.317	55 49.944	99 58.937	11 53.359	55 01:20.600	99 53.743	11 48.241	55 47.582	99 49.711	
12 52.279	56 50.159	+02 57.857	12 52.960	56 53.607	+02 53.043	12 47.296	56 47.170	+02 49.794	
13 53.369	57 50.092	+02 57.394	13 52.817	57 52.961	+02 52.993	13 47.015	57 47.633	+02 49.984	
14 52.892	58 50.195	+02 56.668	14 52.954	58 52.751	+02 53.481	14 46.717	58 47.584	+02 49.874	
15 52.282	59 50.022	+02 57.296	15 53.156	59 52.972	+02 53.602	15 47.099	59 47.916	+02 49.956	
16 51.817	60 50.473	+02 57.228	16 53.493	60 54.425	+02 53.307	16 47.214	60 48.550		
17 52.859	61 49.966	+02 57.278	17 53.407	61 53.631	+02 53.130	17 47.387	61 48.076		
18 52.303	62 50.488	+02 56.768	18 52.448	62 53.604	+02 53.996	18 47.102	62 47.702		
19 51.756	63 49.612	+02 57.726	19 52.708	63 53.467		19 47.769	63 47.829		
20 51.546	64 49.636		20 52.708	64 53.688		20 48.037	64 50.197		
21 51.504	65 48.856		21 52.673	65 53.690		21 47.621	65 47.071		
22 52.343	66 49.971		22 53.068	66 53.162		22 47.749	66 48.319		
23 01:27.075	67 49.314		23 53.444	67 55.441		23 48.187	67 47.850		
24 53.103	68 49.704		24 53.379	68 53.982		24 48.043	68 47.918		
25 51.469	69 50.481		25 54.013	69 54.610		25 47.906	69 47.017		
26 51.321	70 51.384		26 53.265	70 53.462		26 47.615	70 48.147		
27 51.219	71 50.454		27 53.352	71 53.134		27 47.491	71 47.381		
28 51.212	72 50.037		28 52.997	72 53.178		28 47.506	72 49.532		
29 51.123	73 49.898		29 53.414	73 53.175		29 48.279	73 47.351		
30 51.659	74 50.096		30 53.552	74 52.858		30 48.187	74 47.886		
31 51.927	75 49.370		31 53.685	75 53.043		31 47.515	75 08:35.549		
32 50.894	76 49.598		32 53.260	76 53.495		32 48.688	76 49.877		
33 51.522	77 49.132		33 53.548	77 53.316		33 47.963	77 49.747		
34 52.091	78 48.967		34 53.564	78 53.973		34 48.012	78 49.815		
35 51.824	79 01:00.234		35 53.465	79 53.665		35 47.940	79 49.325		
36 51.839	80 49.085		36 53.104	80 53.415		36 48.066	80 50.163		
37 51.969	81 49.418		37 53.530	81 53.376		37 47.578	81 49.340		
38 52.043	82 48.858		38 53.634	82 54.337		38 47.625	82 49.924		
39 51.680	83 48.654		39 54.149	83 53.365		39 47.606	83 50.429		
40 51.934	84 49.572		40 54.530	84 53.390		40 49.138	84 49.879		
41 52.166	85 49.480		41 53.797	85 53.391		41 47.749	85 49.800		

**2Race Championship 2015 - Endurance****Douvrin FR - Endurance**

Race type : Race(sorted by laps and time)

Classification after 118 Laps (115,404 Km)

Pos	N° Racer	Nat.	Make	Class	Team	Laps	Race Time	Best Lap	Lap	Diff	Gap
1	99 Reynaerts Racing Team	BEL		Ed Proto		118	01:35:11.247	46.629	59	-	-
2	187 DM Racing	BEL		Ed Proto		111	01:35:13.899	48.121	106	7 Laps	7 Laps
3	106 Mario en Luigi	BEL		MiniGP		111	01:35:54.342	49.101	39	7 Laps	40.443
4	5 Rasak	BEL		Ed Mini		107	01:35:50.979	50.581	97	11 Laps	4 Laps
5	38 Performance	BEL		Ed Pit		107	01:35:56.566	48.654	83	11 Laps	05.587
6	3 Moped Wars	BEL		Ed Mini		106	01:35:02.847	52.448	18	12 Laps	1 Lap
7	161 Philman Team	BEL		Ed Proto		103	01:31:06.765	46.717	14	15 Laps	3 Laps
8	600 Polini Race	BEL		Ed Mini		4	05:16.461	01:06.393	1	114 Laps	99 Laps

Fastest lap by 46.629 - 99 Reynaerts Racing Team in lap 59
date and time: 12/04/2015 - 17:12:22.624 - Average speed : 75 Km/hStart race
12/04/2015 16:25:38End race
Race running

Race Director: Alain Kempener

Admin: Katrien De Groof -- Technical Comission 2Race.be / FMWB

LIVE TIMING - www.livetiming.be

The result are provisional until the according to the RC

**2Race Championship 2015 - Endurance****Douvrin FR - Endurance**

Race type : Race(sorted by laps and time)

Classification after 118 Laps (115,404 Km)

Pos	N° Racer	Nat.	Make	Class	Team	Laps	Race Time	Best Lap	Lap	Diff	Gap
Classe Ed Mini											
1	5 Rasak	BEL		Ed Mini		107	01:35:50.979	50.581	97	11 Laps	4 Laps
2	3 Moped Wars	BEL		Ed Mini		106	01:35:02.847	52.448	18	12 Laps	1 Lap
3	600 Polini Race	BEL		Ed Mini		4	05:16.461	01:06.393	1	114 Laps	99 Laps
Classe Ed Pit											
1	38 Performance	BEL		Ed Pit		107	01:35:56.566	48.654	83	11 Laps	05.587
Classe Ed Proto											
1	99 Reynaerts Racing Team	BEL		Ed Proto		118	01:35:11.247	46.629	59	-	-
2	187 DM Racing	BEL		Ed Proto		111	01:35:13.899	48.121	106	7 Laps	7 Laps
3	161 Philman Team	BEL		Ed Proto		103	01:31:06.765	46.717	14	15 Laps	3 Laps
Classe MiniGP											
1	106 Mario en Luigi	BEL		MiniGP		111	01:35:54.342	49.101	39	7 Laps	40.443

Fastest lap by 46.629 - 99 Reynaerts Racing Team in lap 59
date and time: 12/04/2015 - 17:12:22.624 - Average speed : 75 Km/hStart race
12/04/2015 16:25:38End race
12/04/2015 18:04:43

Race Director: Alain Kempener

Admin: Katrien De Groof -- Technical Comission 2Race.be / FMWB

LIVE TIMING - www.livetiming.be

The result are provisional until the according to the RC